

**GAME PLAN™**  
**TENNIS MATCH CHARTING APP**

# **USER MANUAL**

## **SECTION VIII: The Breakdown Screen**

7 SHOT TENNIS

[WWW.7ShotTennisApp.com](http://WWW.7ShotTennisApp.com)

© 7 Shot Tennis, LLC 2024

Contact: [Analytics@7shottennis.com](mailto:Analytics@7shottennis.com)

## VIII. THE BREAKDOWN SCREEN

Navigate to the Breakdown Screen from any other screen of a match by clicking the “Breakdown” tab in the navigation ribbon near the top of the screen.

**FILTER BY SET(S):** As will be described in more detail below, all of the tables of the Breakdown screen can be filtered to display data values for only one set at a time, or for the entire match.


The default setting is “All Sets”... meaning that all of the data values currently displayed in any and all tables on the Breakdown screen reflect the totals for the entire match. To view only the totals for a given set, (1) select either “Set 1”, “Set 2”, or “Set 3” from the dropdown list near the top of the screen, then (2) click the “Apply Filter” button near the top of the screen.

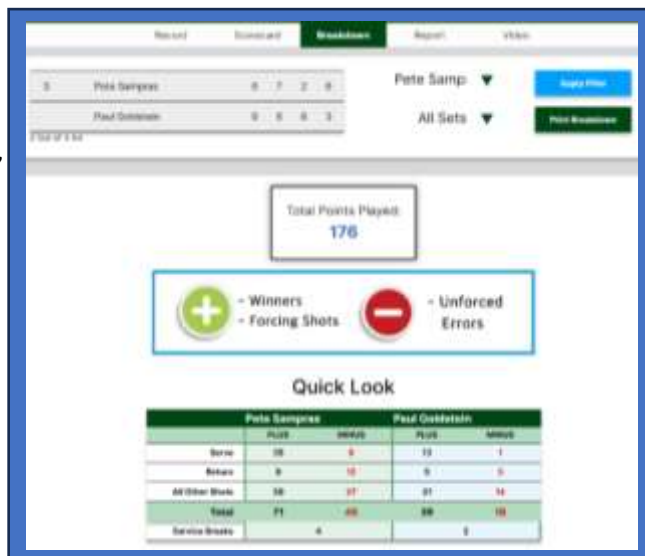
### GENERAL AREAS OF THE BREAKDOWN SCREEN

There are 5 general areas of the Breakdown Screen:

#### 1. The **QUICK LOOK** area:


This area of the Breakdown Screen gives a very brief overview of the match score, the total number of points played, the total number of service breaks for each player, and a “Quick Look” at the total numbers of “Plus” and “Minus” point-ending Serves, Serve Returns, and other shots each player made.

 **Tip:** Click on any number in any cell the Quick Look table to go directly to the Scorecard Screen, where all the points that correspond to the characteristics of that cell will appear **highlighted** in the Scorecard.

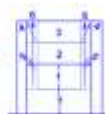


The screenshot shows the Breakdown Screen interface. At the top, there are tabs for "Scorecard", "Breakdown", "Report", and "Video". Below the tabs, there are two rows of player statistics for Pete Sampras and Paul Goldstein. The "Total Points Played" is 176. There are two buttons: "+ Winners - Forcing Shots" and "- Unforced Errors". Below this is the "Quick Look" table.

	Pete Sampras		Paul Goldstein	
	Plus	Minus	Plus	Minus
Serve	18	0	13	1
Return	9	10	9	5
All Other Shots	18	11	11	14
<b>Total</b>	<b>45</b>	<b>21</b>	<b>33</b>	<b>20</b>
Service Breaks	4		3	

 **Tip:** Click on any number in any cell the Quick Look table to go directly to Video Screen, to see video clips\* of all the points that correspond to the characteristics of that cell.

*\*The video feature is only available if video file has been imported for this particular match.*





### 3. The **TACTIAL BREAKDOWN** area:

This area of the Breakdown Screen gives a brief summary of the total numbers of “Plus” and “Minus” point-ending shots each player hit from each tactical position on the court.

As in the Quick Look table (above), point-ending Serves, point-ending Serve Returns, and All Other point-ending shots, respectively, are grouped separately.



 **Tip:** Click on any number in any cell the Tactical Breakdown table to go directly to the Scorecard Screen, where all the points that correspond to the characteristics of that cell will appear **highlighted** in the Scorecard.


 **Tip:** Click on any number in any cell the Quick Look table to go directly to Video Screen, to see video clips\* of all the points that correspond to the characteristics of that cell.


*\*The video feature is only available if video file has been imported for this particular match.*

### 3. The **SHOT BREAKDOWN** area:

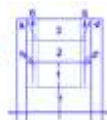
This area of the Breakdown Screen provides a deep dive into the total numbers of point-ending shots each player made: Where those shots were hit from, the target areas where they landed, and the strokes that were used to hit them.

There are separate Shot Breakdown tables for each player; and for each player there is a separate Shot Breakdown table for that player's "Plus" point-ending shots and another table for that player's "Minus" point-ending shots.

 **Tip:** Click on any number in any cell the Tactical Breakdown table to go directly to the Scorecard Screen, where all the points that correspond to the characteristics of that cell will appear **highlighted** in the Scorecard.

 **Tip:** Click on any number in any cell the Quick Look table to go directly to Video Screen, to see video clips\* of all the points that correspond to the characteristics of that cell.

*\*The video feature is only available if video file has been imported for this particular match*





**7 SHOT TENNIS** *INC.*  
[www.7ShotTennis.com](http://www.7ShotTennis.com)  
157.647.3358

